



**LIQUID FORCE**

Season 2023

WAKE SURF WAKE SURF WAKE SURF  
WAKE SURF WAKE SURF WAKE SURF  
WAKE SURF WAKE SURF WAKE SURF  
WAKE SURF WAKE SURF WAKE SURF





# STING


4'6" | 4'10"

FULL CARBON LAYUP | EPS FOAM | FULL DECK EVA | SQUASH TAIL

The Sting has the bite and hold needed for carving precise tight turns. Float like a butterfly and Sting like a bee...

This single concave hull board features a large wing, or break, just at the base of the side fins creating a distinctive pivot point. The pivot point is further enhanced by a concave slot running underneath the wing to add lift and free up the rail allowing the board to turn quick and easy with zero loss of speed. The Sting has a full shape in front of the wing keeping you in the wake and flowing forward. Its rails go from soft/catch free in the nose to crisp/sharp in the tail and with a tri-fin set up and "Sting Wing".

- EPS Foam with Surf Stringer
- Single Concave Hull with Quad Channels
- Carbon Tail Wrap
- Carbon Bottom Tape
- Squash Tail
- Fiberglass Hand Lamination
- EVA Surf Traction Pads



## SPECS

LENGTH (in)	WIDTH (in)	THICKNESS (in)	ROCKER (Nose/Tail)	VOLUME (L)	WEIGHT RANGE
4'6"	20.5"	1.8"	3.0" N / 0.85" T	19.7L	Up to 190lbs
4'10"	20.8"	2.0"	3.3" N / 0.9"	23.3L	190-220lbs

THE SPECIAL SAUCE  
SPECIAL SAUCE  
SPECIAL SAUCE



### ATOMIC SERIES

Space age technology and materials, as well as cutting edge shapes make these the lightest, fastest, and most aggressive in our lineup. If the Ultimate in High Performance Skim Style or Surf Style boards are what you're looking for, the ATOMIC Series is where the search starts and ends.

### FULL CARBON/INNEGRA CONSTRUCTION

Strategically placed carbon Innegra materials give strength and liveliness to the shape, while also resulting in a feather light construction.

### CRISP RAILS

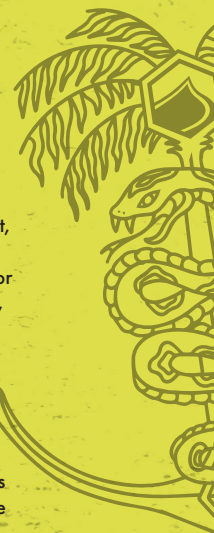

Hard edged rail that runs the length of the shape to give you maximum edge hold while tracking and carving.

### SINGLE CONCAVE HULL

Gives the shape unbridled speed and maintains an effortless release off the wave for airs and technical maneuvers.

### FORWARD MOUNTED FIN CARBON HONEYCOMB FINS

Fin placement is everything, and with a forward position relative to the boards tail... this allows for endless freedom of expression on the wave.











# QUEST

4'3" | 4'7" | 4'11"

CARBON LAYUP | EPS FOAM CORE | EVA DECK TRACTION | FORWARD MOUNTED FIN

Want lightning speed, light weight, high-end tech that will take your surfing to the next level? The Quest is your board!

Made with our lightweight EPS core and carbon Innegra laminate, we've created a surfer that is tough as nails, yet feather light. The Quest features crisp rails from nose to tail allowing the board to bite into the wake when landing airs. The pear-shaped outline with single concave hull gives the Quest speed and amazing hold in turns but, still releases off the wake with ease for boosting airs. Featuring carbon honeycomb fins and an EVA deck pad, this is the board that will have you standing on the podium - no doubt!

- EPS Core with Wood Stringer
- Lightweight Full Carbon/Innegra Construction
- Single Concave Hull
- Crisp Rails
- Forward Mounted Twin Carbon Honeycomb Fins
- EVA Surf Traction Pad

**SPECIAL SAUCE**  
**THE SPECIAL SAUCE**  
**SPECIAL SAUCE**  
**SPECIAL SAUCE**



## ATOMIC SERIES

Space age technology and materials, as well as cutting edge shapes make these the lightest, fastest, and most aggressive in our lineup. If the Ultimate in High Performance Skim Style or Surf Style boards are what you're looking for, the ATOMIC Series is where the search starts and ends.

## FULL CARBON/INNEGRA CONSTRUCTION

Strategically placed carbon Innegra materials give strength and liveliness to the shape, while also resulting in a feather light construction.

## CRISP RAILS




Hard edged rail that runs the length of the shape to give you maximum edge hold while tracking and carving.

## SINGLE CONCAVE HULL

Gives the shape unbridled speed and maintains an effortless release off the wave for airs and technical maneuvers.

## FORWARD MOUNTED FIN CARBON HONEYCOMB FIN

Fin placement is everything, and with a forward position relative to the boards tail... this allows for endless freedom of expression on the wave.



## SPECS

LENGTH (in)	WIDTH (in)	THICKNESS (in)	ROCKER (Nose/Tail)	Volume (L)	WEIGHT RANGE
4'3"	19.72"	1.47"	2.25" N / 0.5" T	16.70L	up to 135lbs
4'7"	20.00"	1.52"	2.37" N / 0.53" T	19.00L	150 - 240lbs
4'11"	20.31"	1.55"	2.54" N / 0.57" T	21.20L	190 - 240lbs





# TWINZER

4'2" | 4'6" | 4'10"

CARBON INNEGRA REINFORCEMENT | EPS FOAM CORE | EVA DECK TRACTION

Want a fast, lively, and loose ride while still keeping bite to power through big bottom turns and cutbacks? The Twinzer delivers.

The Twinzer features a unique four fin configuration using a small front canard fin placed just before the larger side fin. Creating a wider effective base on the main fin allowing a higher angle of attack. You will love the full body diamond tip and tail shape with a single concave throughout the hull of the board, finishing with a slight vee in the tail for some serious push. Sharp rails tip to tail, this board has plenty of glide speed to charge the wake, but still a blast to hang back and ride.

- EPS Core with Wood Stringer
- Reinforced Carbon/Innegra Top and Bottom
- Single Concave Hull
- Crisp Rails
- Twinzer Fin Configuration: Forward Mounted Single-Tab Canard Fins and Back Mounted Carbon Honeycomb Side Fins
- EVA Surf Traction Pad

SPECIAL SAUCE  
THE SPECIAL SAUCE  
SPECIAL SAUCE  
SPECIAL SAUCE



## ATOMIC SERIES

Space age technology and materials, as well as cutting edge shapes make these the lightest, fastest, and most aggressive in our lineup. If the Ultimate in High Performance Skim Style or Surf Style boards are what you're looking for, the ATOMIC Series is where the search starts and ends.

## REINFORCED CARBON/INNEGRA CONSTRUCTION





Strategically placed carbon Innegra materials give strength and liveliness to the shape, while also resulting in a feather light construction.

## SINGLE CONCAVE HULL

Gives the shape unbridled speed and maintains an effortless release off the wave for airs and technical maneuvers.

## TWINZER FIN CONFIGURATION

A unique positioning of two forward canard fins, just outside of two Carbon Honeycomb side fins, that help initiate your turn before water hits the main fins. Which results in added speed down the line and effortless turns on the wave.



## SPECS

LENGTH (in)	WIDTH (in)	THICKNESS (in)	ROCKER (Nose/Tail)	VOLUME (L)	WEIGHT RANGE
4'2"	19.25"	1.36"	2.30" N / 0.48" T	14.72L	up to 150lbs
4'6"	19.68"	1.47"	2.46" N / 0.53" T	17.50L	140 - 190lbs
4'10"	20.00"	1.75"	2.50" N / 0.57" T	22.70L	170 - 220lbs





# SPACE POD

4'2" | 4'6" | 4'10" | 5'2"

EPS FOAM CORE | CARBON INNEGRA REINFORCED DECK | CARBON TAPE BOTTOM

Shaped by the master himself, Jimmy Redmon, the Space POD remains one of the highest performance wake surfboards in our line.

The Space Pod features a parallel outline which allows for a narrower board that is quicker and easier to turn. The split tail increases drive and hold and the increased nose and tail rocker add manoeuvrability. Its CNC'd lightweight EPS stringer core and LF exclusive carbon innegra deck with the carbon tape reinforced hull makes this board a light and durable wake bashing machine. Add in the carbon fin quad set up, and you have the ultimate board in the Atomic Series.

- EPS Foam with Surf Stringer
- Single to Double Concave Hull
- Carbon/Innegra Reinforced Deck
- Carbon Tape Bottom
- V Tail
- Fiberglass Hand Lamination
- EVA Surf Traction Pad

SPECIAL SAUCE  
THE SPECIAL SAUCE  
SPECIAL SAUCE  
SPECIAL SAUCE



## ATOMIC SERIES

Space age technology and materials, as well as cutting edge shapes make these the lightest, fastest, and most aggressive in our lineup. If the Ultimate in High Performance Skim Style or Surf Style boards are what you're looking for, the ATOMIC Series is where the search starts and ends.

## CARBON/INNEGRA REINFORCED DECK

Strategically placed carbon Innegra materials give strength and liveliness to the shape, while also resulting in a feather light construction.

## SINGLE TO DOUBLE CONCAVE HULL

As water flows from the single into the double concave hull, it speeds up resulting in more responsive ride and quicker transition rail to rail.

## V TAIL

This tail shape is known for providing an insane amount of drive, leaving nothing left behind in its wake. Ideal for intermediate to advanced level riding.

## QUAD FIN SETUP

Four fin set up that provides maximum control and a true "locked-in" feeling. Remove the two rear fins to free up the board and have a looser feel on the wave for a mellower style. A truly versatile set up.



## SPECS

LENGTH (in)	WIDTH (in)	THICKNESS (in)	ROCKER (Nose/Tail)	Volume (L)	WEIGHT RANGE
4'2"	19.50"	1.66"	2.63" N / 0.73" T	18.09L	Up to 170lbs
4'6"	20.00"	1.75"	2.85" N / 0.80" T	21.07L	130 - 200lbs
4'10"	20.38"	1.87"	3.13" N / 0.87" T	24.66L	150 - 210lbs
5'2"	20.63"	1.93"	3.35" N / 0.93" T	27.59L	190 - 250lbs





# BONZER BAT

4'6" | 5'0"

EPS FOAM CORE | CARBON TAIL WRAP | CARBON BOTTOM TAPE

Welcome to your future's past. The Bonzer Bat is a new take on a classic surfboard design.

The Bonzer Bat uses a double concave venturi hull exits at the tail and corners of the board giving you maximum propulsion and speed. This allows the board to be as narrow as possible and go rail to rail quickly and easily. Keeping a pointed nose tip shape and higher nose rocker line, the Bonzer Bat is catch free for aggressive off the lips and powerful bottom turns. The Angled Stubby fins accentuate the venturi effect into 3 dimensions giving you great hold into the turn and more speed out of it. Add in the Carbon Wrap to help protect the tail, The Bonzer Bat gives you the best opportunity for your most aggressive surf session yet!

- EPS Foam with Surf Stringer
- Bonzer Hull
- Carbon Tail Wrap
- Carbon Bottom Tape
- Bat Tail
- Fiberglass Hand Lamination
- EVA Surf Traction Pad

SPECIAL SAUCE  
THE SPECIAL SAUCE  
SPECIAL SAUCE  
SPECIAL SAUCE



## ATOMIC SERIES

Space age technology and materials, as well as cutting edge shapes make these the lightest, fastest, and most aggressive in our lineup. If the Ultimate in High Performance Skim Style or Surf Style boards are what you're looking for, the ATOMIC Series is where the search starts and ends.

## EPS FOAM W/ SURF STRINGER

CNC'd lightweight foam core with a wooden stringer that runs tip to tail of the shape.

## BONZER HULL


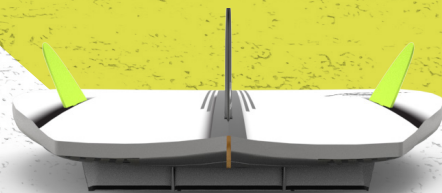

Derived from the original thruster shape in the 70's, it features a slight center concave through the belly of the board that flows into an aggressive double concave at the tail. Aggressively canted side fins give this board tons of thrust.

## CARBON TAIL WRAP

Carbon strips arranged to strengthen the shape under the rider's rear foot and allows for torsional flex from the nose to belly of the board. This twist is then translated into drive out of bottom turns.

## BAT TAIL

A unique tail variation with an elongated center point that adds stability to the board's performance.



## SPECS

LENGTH (in)	WIDTH (in)	THICKNESS (in)	ROCKER (Nose/Tail)	Volume (L)	WEIGHT RANGE
4'2"	18.00"	1.56"	2.30" N / 0.48" T	14.72L	up to 150lbs
4'6"	19.00"	1.61"	2.46" N / 0.53" T	17.50L	140 - 190lbs
5'0"	20.00"	1.75"	2.50" N / 0.57" T	22.70L	170 - 220lbs





# NEW "GROM"ZER BAT

EPS FOAM CORE | CARBON TAIL WRAP | CARBON BOTTOM TAPE

Welcome to your future's past. The Bonzer Bat is a new take on a classic surfboard design.

The Bonzer Bat uses a double concave venturi hull exits at the tail and corners of the board giving you maximum propulsion and speed. This allows the board to be as narrow as possible and go rail to rail quickly and easily. Keeping a pointed nose tip shape and higher nose rocker line, the Bonzer Bat is catch free for aggressive off the lips and powerful bottom turns. The Angled Stubby fins accentuate the venturi effect into 3 dimensions giving you great hold into the turn and more speed out of it. Add in the Carbon Wrap to help protect the tail, The Bonzer Bat gives you the best opportunity for your most aggressive surf session yet!

- EPS Foam with Surf Stringer
- Bonzer Hull
- Carbon Tail Wrap
- Carbon Bottom Tape
- Bat Tail
- Fiberglass Hand Lamination
- EVA Surf Traction Pad



## SPECS

LENGTH (in)	WIDTH (in)	THICKNESS (in)	ROCKER (Nose/Tail)	VOLUME (L)	WEIGHT RANGE
4'2"	18.00"	1.56"	2.30" N / 0.48" T	14.72L	up to 150lbs

SPECIAL SAUCE  
THE SPECIAL SAUCE  
SPECIAL SAUCE  
SPECIAL SAUCE



### ATOMIC SERIES

Space age technology and materials, as well as cutting edge shapes make these the lightest, fastest, and most aggressive in our lineup. If the Ultimate in High Performance Skim Style or Surf Style boards are what you're looking for, the ATOMIC Series is where the search starts and ends.

### EPS FOAM W/ SURF STRINGER

CNC'd lightweight foam core with a wooden stringer that runs tip to tail of the shape.

### BONZER HULL


Derived from the original thruster shape in the 70's, it features a slight center concave through the belly of the board that flows into an aggressive double concave at the tail. Aggressively canted side fins give this board tons of thrust.

### CARBON TAIL WRAP

Carbon strips arranged to strengthen the shape under the rider's rear foot and allows for torsional flex from the nose to belly of the board. This twist is then translated into drive out of bottom turns.

### BAT TAIL

A unique tail variation with an elongated center point that adds stability to the board's performance.







# NEW VICE

52" | 56" | 60"

EPS FOAM CORE | SKIM STYLE | CARBON TAPE | CARBON INNEGRA REINFORCED DECK

The Vice is a fast, light, catch free skim shape for hijacking wakes, busting big airs, and massive wake slashes... the Vice does just that!

A precision milled EPS foam core is topped with a carbon innegra deck making this board stronger, lighter and more responsive than ever. The skim stringer and carbon bottom tape add some extra response to this catch free machine. As the top performing skimboard on the market, the Vice will take your riding to the next level.

- EPS Foam with Skim Stringer
- Single Concave Hull
- Carbon/Innegra Reinforced Deck
- Carbon Bottom Tape
- Round Tail
- Fiberglass Hand Lamination
- EVA Surf Traction Pad

SPECIAL SAUCE  
THE SPECIAL SAUCE  
SPECIAL SAUCE  
SPECIAL SAUCE



## ATOMIC SERIES

Space age technology and materials, as well as cutting edge shapes make these the lightest, fastest, and most aggressive in our lineup. If the Ultimate in High Performance Skim Style or Surf Style boards are what you're looking for, the ATOMIC Series is where the search starts and ends.

## CARBON/INNEGRA REINFORCED DECK

Strategically placed carbon Innegra materials give strength and liveliness to the shape, while also resulting in a feather light construction.

## SINGLE CONCAVE HULL

Gives the shape unbridled speed and maintains an effortless release off the wave for airs and technical maneuvers.

## ROUND TAIL

Classic skim-style tail for increased maneuverability and helps increase surface area for maximum glide speed on the wave.



## SPECS

LENGTH (in)	WIDTH (in)	THICKNESS (in)	ROCKER (Nose/Tail)	Volume (L)	WEIGHT RANGE
52"	20.33"	.89"	2.05" N / 0.08" T	10.35L	up to 160lbs
56"	20.50"	.90"	2.15" N / 0.09" T	11.33L	140 - 190lbs
60"	20.87"	.93"	2.27" N / 0.10" T	12.89	180 - 240lbs





# TC SKIM

48" | 52" | 56" | 60"

EPS FOAM CORE | CARBON TAPE | CARBON TAIL WRAP | SKIM STYLE

A true fan favorite, year after year! Tommy's rips!

Tommy's wakesurfing is unique just like his board. The TC Skim features a lightweight EPS core with a Carbon Tail wrap and the LF Carbon Center Tape for additional strength and stiffness. The shape is a nod to the classic TC Skim design with crisp channels out the tail to provide extra hold in the wave. If you surfed the TC back in the day, you will love this new lightweight revamped version.

- Tommy Czeschin Pro Model Skimboard
- EPS Foam with Skim Stringer
- Single Concave Hull with Quad Channels
- Carbon Tail Wrap
- Carbon Bottom Tape
- Squash Tail
- Fiberglass Hand Lamination
- EVA Surf Traction Pad

SPECIAL SAUCE  
THE SPECIAL SAUCE  
SPECIAL SAUCE  
SPECIAL SAUCE



## ATOMIC SERIES

Space age technology and materials, as well as cutting edge shapes make these the lightest, fastest, and most aggressive in our lineup. If the Ultimate in High Performance Skim Style or Surf Style boards are what you're looking for, the ATOMIC Series is where the search starts and ends.

## CARBON/INNEGRA REINFORCED DECK


Strategically placed carbon Innegra materials give strength and liveliness to the shape, while also resulting in a feather light construction.

## SINGLE CONCAVE HULL

Gives the shape unbridled speed and maintains an effortless release off the wave for airs and technical maneuvers.

## ROUND TAIL

Classic skim-style tail for increased maneuverability and helps increase surface area for maximum glide speed on the wave.



## SPECS

LENGTH (in)	WIDTH (in)	THICKNESS (in)	ROCKER (Nose/Tail)	Volume (L)	WEIGHT RANGE
48"	20.12"	0.83"	2.00" N / 0.18" T	9.33L	Up to 135lbs
52"	20.42"	0.89"	2.12" N / 0.22" T	11.02L	Up to 170lbs
56"	20.73"	0.94"	2.30" N / 0.25" T	12.59L	150 - 190lbs
60"	21.00"	1.00"	2.50" N / 0.28" T	12.59L	180 - 240lbs +





# NEW NEO

46" | 50" | 54" | 58" **AEROCORE**

AERO™ CORE | FULL CARBON LAMINATION | DURASHELL SUBSTRATE

Bailey Dunn's new high end ripper of a board, loaded with tech and response!

NEED BOARD PARAGRAPH.

- NEED BULLETS

**THE SPECIAL SAUCE**  
**SPECIAL SAUCE**  
**SPECIAL SAUCE**  
**SPECIAL SAUCE**



## ATOMIC SERIES

Space age technology and materials, as well as cutting edge shapes make these the lightest, fastest, and most aggressive in our lineup. If the Ultimate in High Performance Skim Style or Surf Style boards are what you're looking for, the ATOMIC Series is where the search starts and ends.

## CARBON/INNEGRA REINFORCED DECK




Strategically placed carbon Innegra materials give strength and liveliness to the shape, while also resulting in a feather light construction.

## SINGLE CONCAVE HULL

Gives the shape unbridled speed and maintains an effortless release off the wave for airs and technical maneuvers.

## ROUND TAIL

Classic skim-style tail for increased maneuverability and helps increase surface area for maximum glide speed on the wave.



## SPECS

LENGTH (in)	WIDTH (in)	THICKNESS (in)	ROCKER (Nose/Tail)	Volume (L)	WEIGHT RANGE
4'2"	18.00"	1.56"	2.30" N / 0.48" T	14.72L	up to 150lbs
4'6"	19.00"	1.61"	2.46" N / 0.53" T	17.50L	140 - 190lbs
5'0"	20.00"	1.75"	2.50" N / 0.57" T	22.70L	170 - 220lbs





# REIGN PRO

52" | 56" | 60" **AEROCORE**

AERO™ CORE | FULL CARBON LAYUP | EVA DECK TRACTION

Jake Caster needed something light, fast and manoeuvrable... his pro model was developed with that in mind.

This high performance skim shape incorporates our lightweight AERO Core technology. With a precision CNC'd lightweight PVC core with two C4 carbon strips on the deck and base, you're left with a snappy response and ultimate skim slayer. The rounded pintail shape has crisp sharp rails nose to tail with a mellow single concave running throughout to give Jake's board a fast, effortless and smooth glide across the water. A slight concaved deck with grooved traction and the low profile SK fin provides positive board control during any trick you can dream of. You will be ruling the wake on the all new Reign!

- Jake Caster Pro Model
- AERO Core with Carbon Reinforcement
- Single Concave
- Sharp Rails
- Dual Texture EVA Track Pad
- Single SK Fin

**THE SPECIAL SAUCE**  
**SPECIAL SAUCE**  
**SPECIAL SAUCE**  
**SPECIAL SAUCE**



## ATOMIC SERIES

Space age technology and materials, as well as cutting edge shapes make these the lightest, fastest, and most aggressive in our lineup. If the Ultimate in High Performance Skim Style or Surf Style boards are what you're looking for, the ATOMIC Series is where the search starts and ends.

## AERO CORE WITH CARBON REINFORCEMENT


The lightest core in our line with the added, light reinforcement of carbon

## SINGLE CONCAVE WITH SHARP RAILS

Gives the board a fast, effortless, smooth glide across the water

## SLIGHT CONCAVE DECK

Provides positive board control when surfing and doing tricks



## SPECS

LENGTH (in)	WIDTH (in)	THICKNESS (in)	ROCKER (Nose/Tail)	Volume (L)	WEIGHT RANGE
4'2"	18.00"	1.56"	2.30° N / 0.48° T	14.72L	up to 150lbs
4'6"	19.00"	1.61"	2.46° N / 0.53° T	17.50L	140 - 190lbs
5'0"	20.00"	1.75"	2.50° N / 0.57° T	22.70L	170 - 220lbs





# REIGN

50" | 53" | 56" | 59"

FULL CARBON LAYUP | EVA DECK TRACTION

Jake Caster needed something light, fast and manoeuvrable... his pro model was developed with that in mind.

This high performance skim shape incorporates our lightweight AERO Core technology. With a precision CNC'd lightweight PVC core with two C4 carbon strips on the deck and base, you're left with a snappy response and ultimate skim slayer. The rounded pintail shape has crisp sharp rails nose to tail with a mellow single concave running throughout to give Jake's board a fast, effortless and smooth glide across the water. A slight concaved deck with grooved traction and the low profile SK fin provides positive board control during any trick you can dream of. You will be ruling the wake on the all new Reign!

- Jake Caster Pro Model
- AERO Core with Carbon Reinforcement
- Single Concave
- Sharp Rails
- Dual Texture EVA Track Pad
- Single SK Fin

SPECIAL SAUCE  
THE SPECIAL SAUCE  
SPECIAL SAUCE  
SPECIAL SAUCE



## ATOMIC SERIES

Space age technology and materials, as well as cutting edge shapes make these the lightest, fastest, and most aggressive in our lineup. If the Ultimate in High Performance Skim Style or Surf Style boards are what you're looking for, the ATOMIC Series is where the search starts and ends.

## AERO CORE WITH CARBON REINFORCEMENT



The lightest core in our line with the added, light reinforcement of carbon

## SINGLE CONCAVE WITH SHARP RAILS

Gives the board a fast, effortless, smooth glide across the water

## SLIGHT CONCAVE DECK

Provides positive board control when surfing and doing tricks



## SPECS

LENGTH (in)	WIDTH (in)	THICKNESS (in)	ROCKER (Nose/Tail)	Volume (L)	WEIGHT RANGE
50"	20.00"	0.75"	1.93" N / 0.90" T	8.70L	Up to 130lbs
53"	20.35"	0.80"	2.03" N / 0.10" T	9.93L	Up to 170lbs
56"	20.50"	0.85"	2.17" N / 0.11" T	11.35L	140 - 190lbs
59"	20.75"	0.90"	2.29" N / 0.12" T	12.83L	180 - 235lbs





# POD

4'0" | 4'4" | 4'9" | 5'2"

EPS FOAM CORE | DURASHELL SUBSTRATE | EVA DECK TRACTION

High performance at an affordable price, the POD gives you the best all-around bang for your buck.

The POD gives you a performance minded board in our most durable construction. Single to double concave hull and a progressive outline gives you a fast, loose, feeling that fits perfectly into the pocket of any wave. The Carbon Honeycomb side fins give you great hold and snappy response in the turn.

- Stringer less EPS Foam
- Square Tail
- Dura-Surf Construction
- Compression Molded
- EVA Surf Traction Pad

THE SPECIAL SAUCE  
SPECIAL SAUCE  
SPECIAL SAUCE  
SPECIAL SAUCE



## DURA-SURF CONSTRUCTION


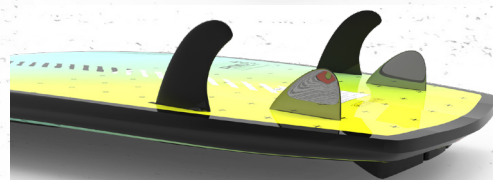


These boards combine high performance with our most durable, lightweight construction... whether you're looking for a skim style or surf style, the CNC EPS cores with a wrapped outer shell are meant to take a beating and keep coming back for more!

## SINGLE TO DOUBLE CONCAVE HULL

As water flows from the single into the double concave hull, it speeds up resulting in more responsive ride and quicker transition rail to rail.

## QUAD FIN SET UP

Gives the board speed and drive, yet allows for a loose and playful feel.



## SPECS

LENGTH (in)	WIDTH (in)	THICKNESS (in)	ROCKER (Nose/Tail)	Volume (L)	WEIGHT RANGE
4'0"	19.00"	1.50"	2.61" N / 0.62" T	14.79L	Up to 135lbs
4'4"	19.53"	1.65"	2.78" N / 0.75" T	18.75L	Up to 170lbs
4'9"	20.00"	1.73"	3.00" N / 0.80" T	22.75L	150 - 200lbs
5'2"	20.50"	1.82"	3.20" N / 0.85" T	22.75L	190 - 240lbs





# EL GUAPO

5'2" | 5'6"

EPS FOAM CORE | DURASHELL SUBSTRATE | SINGLE FIN | EVA DECK TRACTION

Relax and loosen your style on the Guapo, Hang 5, carve a stylish bottom turn, and head dip in the curl.

Taking our fan favorite Fun Unlimited shape from the past few years and putting it into our Durasurf construction, the 2022 Guapo features our easy to ride long board shape with a newly added size! The full bodied shape and bevelled rails allow for smooth effortless rides and the concave hull keeps the board humming along at a nice pace. An adjustable single center fin box lets you adjust the ride. Move it forward for a looser feel or shift it back to the rear for a tighter, more driven feel. You are going to be the best looking person on the lake on the Guapo, we guarantee it!

- DuraSurf Construction
- Longboard Rocker Line
- Single to Double Concave Hull with Spoon Concave Nose
- Adjustable 6.5" Fin
- Soft Catch Free Rails
- EVA Surf Traction Pad

THE SPECIAL SAUCE  
THE SPECIAL SAUCE  
THE SPECIAL SAUCE



## DURA-SURF CONSTRUCTION



Specific, tried and true designs built with lightweight and strong materials to move and react quickly and efficiently!

## SINGLE TO DOUBLE CONCAVE HULL WITH SPOON CONCAVE NOSE

The single to double concave keeps the board gliding across the water at a nice pace while the spooned out nose allows you to hang 5 and get the full longboard experience

## ADJUSTABLE 6.5" CENTER FIN

Move the fin forward in the box for a looser feel or slide it back for a tighter, more driven feel



## SPECS

LENGTH (in)	WIDTH (in)	THICKNESS (in)	ROCKER (Nose/Tail)	Volume (L)	WEIGHT RANGE
5'2"	20.38"	1.79"	2.54" N / 1.91" T	22.82L	Up to 190lbs
5'6"	21.00"	2.15"	2.9" N / 1.95"	30.99L	Up to 250lbs





# HAPPY PILL

4'2" | 4'6" | 4'10" | 5'4"

EPS FOAM CORE | DURASHELL SUBSTRATE | EVA DECK TRACTION

Take a set on the Happy Pill and see what all the stoke is all about!

With a full, round shape and quad fin set up, this board is stable yet snappy and manoeuvrable. Drive down the line to pop an air or chill and hang your toes over the nose. This board is a beyond forgiving and can be mellow or aggressive depending on your mood. The perfect blend of performance and stoke for any rider ability level.

- Soft Catch Free Rails
- Single to Double Concave Hull
- Square Tail
- Dura-Surf Construction
- Compression Molded
- EVA Surf Traction Pad

SPECIAL SAUCE  
THE SPECIAL SAUCE  
SPECIAL SAUCE  
SPECIAL SAUCE



## DURA-SURF CONSTRUCTION




These boards combine high performance with our most durable, lightweight construction... whether you're looking for a skim style or surf style, the CNC EPS cores with a wrapped outer shell are meant to take a beating and keep coming back for more!

## QUAD FIN SET UP

Gives the board speed and drive, yet allows for a loose and playful feel.

## FULL, ROUND SHAPE

Keeps the board stable yet still maneuverable down the line.



## SPECS

LENGTH (in)	WIDTH (in)	THICKNESS (in)	ROCKER (Nose/Tail)	Volume (L)	WEIGHT RANGE
4'2"	19.18"	1.58"	2.87" N / 0.62" T	17.18L	Up to 150lbs
4'6"	19.88"	1.67"	3.25" N / 0.72" T	20.23L	120 - 190lbs
4'10"	20.50"	1.77"	3.45" N / 0.80" T	23.81L	170 - 220lbs
5'4"	21.62"	1.80"	3.50" N / 0.91" T	27.10L	190 - 250lbs +





# PRIMO

4'0" | 4'5" | 4'10" | 5'3"

EPS FOAM CORE | DURASHELL SUBSTRATE | SKYE WALKER ART | EVA DECK TRACTION

The Primo gives crisp turns, lovely response and endless performance

The Primo features a wider tail for sharper, more pivotal turns and the crisper channels offer better hold throughout your surf. Run a single center fin for the classic "Skim" feel or as a "Twin" with the two outer fins in for the hybrid surf feel. It's up to you which path to take. Constructed in our bomb-proof Dura-Surf construction, the Primo will stand up to a beating.

- Stringer less EPS Foam
- Single Concave with Quad Channels
- Squash Tail
- Dura-Surf Construction
- Compression Molded
- EVA Surf Traction Pad

SPECIAL SAUCE  
THE SPECIAL SAUCE  
SPECIAL SAUCE  
SPECIAL SAUCE



## DURA-SURF CONSTRUCTION

These boards combine high performance with our most durable, lightweight construction... whether you're looking for a skim style or surf style, the CNC EPS cores with a wrapped outer shell are meant to take a beating and keep coming back for more!

## SINGLE CONCAVE WITH QUAD CHANNELS

The single concave keeps the board gliding smooth down the line while the channels offer better edge hold.

## WIDE SQUASH TAIL



Allows for sharper, more pivotal turns.

## MULTIPLE FIN CONFIGURATIONS

Use just the center fin for a loose, skim feel or pop in the outside fins for a twin fin surf feel.

## CUSTOM GRAPHIC BY SKYE WALKER

It just doesn't get any better than this graphic.



## SPECS

LENGTH (in)	WIDTH (in)	THICKNESS (in)	ROCKER (Nose/Tail)	Volume (L)	WEIGHT RANGE
4'0"	19.72"	1.00"	2.12" N / 0.4" T	10.95L	Up to 130lbs
4'5"	20.38"	1.08"	2.50" N / 0.50" T	13.50L	Up to 180lbs
4'10"	20.68"	1.17"	2.75" N / 0.55" T	16.24L	150 - 200lbs
5'3"	20.87"	1.25"	3.00" N / 0.61" T	19.04L	190 - 240lbs +





# PRIMO WITH STRAPS

4'0" | 4'5" | 4'10" | 5'3"

EPS FOAM CORE | DURASHELL SUBSTRATE | SKYE WALKER ART | EVA DECK TRACTION

The Primo gives crisp turns, lovely response and endless performance

The Primo features a wider tail for sharper, more pivotal turns and the crisper channels offer better hold throughout your surf. Run a single center fin for the classic "Skim" feel or as a "Twin" with the two outer fins in for the hybrid surf feel. It's up to you which path to take. Constructed in our bomb-proof Dura-Surf construction, the Primo will stand up to a beating.

- Stringer less EPS Foam
- Single Concave with Quad Channels
- Squash Tail
- Dura-Surf Construction
- Compression Molded
- EVA Surf Traction Pad

THE SPECIAL SAUCE  
SPECIAL SAUCE  
SPECIAL SAUCE



## DURA-SURF CONSTRUCTION

These boards combine high performance with our most durable, lightweight construction... whether you're looking for a skim style or surf style, the CNC EPS cores with a wrapped outer shell are meant to take a beating and keep coming back for more!

## PRE-DRILLED INSERTS WITH FOOT STRAPS

Great for popping airs and practicing grabs or even flips. If just learning, the foot straps help when getting up and keeping the board under foot.

## SINGLE CONCAVE WITH QUAD CHANNELS

The single concave keeps the board gliding smooth down the line while the channels offer better edge hold

## MULTIPLE FIN CONFIGURATIONS

Use just the center fi



## SPECS

LENGTH (in)	WIDTH (in)	THICKNESS (in)	ROCKER (Nose/Tail)	Volume (L)	WEIGHT RANGE
4'0"	19.72"	1.00"	2.12" N / 0.4" T	10.95L	Up to 130lbs
4'5"	20.38"	1.08"	2.50" N / 0.50" T	13.50L	Up to 180lbs
4'10"	20.68"	1.17"	2.75" N / 0.55" T	16.24L	150 - 200lbs
5'3"	20.87"	1.25"	3.00" N / 0.61" T	19.04L	190 - 240lbs +





# SWAMI

53" | 58"

PU PRECISION FOAM CORE | EVA DECK TRACTION

This compression molded skim shape is designed for performance and fun, just like the wave break in Encinitas, CA that it was named after.

This board is for those that want a skim shape without the fragile high performance construction or price. The Swami, part of the Break Through Series, is built to last and perform at a high level. It features a rounded diamond nose and tail shape for control and lift when riding forward or reverse, a single concave for easy glide and a slotted channel through the tail for control. The shallow twin fins help give this skim-style surfer extra drive.


- PU Foam Core
- Single Concave Hull With Channels
- Diamond Tail
- Compression Molded
- EVA Surf Traction Pad

SPECIAL SAUCE  
THE SPECIAL SAUCE  
SPECIAL SAUCE  
SPECIAL SAUCE



## BREAKTHROUGH CONSTRUCTION

All boards in this series are designed to help the entry level surfer "breakthrough" to the next level of performance. All boards feature a super durable pu compression molded design, beveled forgiving rails, and eva deck pads with large surface area.



## SPECS

LENGTH (in)	WIDTH (in)	THICKNESS (in)	ROCKER (Nose/Tail)	Volume (L)	WEIGHT RANGE
53"	20"	.85"	1.80" N / 0.36" T	10.6L	Up to 180lbs
58"	20.69"	.95"	2.02" N / 0.31" T	12.0L	170 - 240lbs





# GROMI WITH AND WITHOUT STRAPS





46"

KIDS | PU PRECISION FOAM CORE | EVA DECK TRACTION

The Gromi is our pint-sized performance skim shape for all the little rippers out there.

The beveled rail edge is catch free which helps with control and learning along with the fuller diamond tip shape for stability. The single concave into a slotted tail lets the board glide with ease. Multiple fin set-ups let your grom customize the ride as their ability improves or changes. Run a single fin for classic skimming, two outside fins as a twin set up for a looser surf feel, or all three fins as a tri for driving down the line.

- PU Foam Core
- Single Concave Hull With Channels
- Diamond Tail
- Compression Molded
- EVA Surf Traction Pad



## SPECS

LENGTH (in)	WIDTH (in)	THICKNESS (in)	ROCKER (Nose/Tail)	Volume (L)	WEIGHT RANGE
46"	19.63"	0.71"	1.76" N / 0.30" T	7.0L	up to 110lbs

THE SPECIAL SAUCE  
SPECIAL SAUCE  
SPECIAL SAUCE  
SPECIAL SAUCE



### BREAKTHROUGH CONSTRUCTION

All boards in this series are designed to help the entry level surfer "breakthrough" to the next level of performance. All boards feature a super durable pu compression molded design, beveled forgiving rails, and eva deck pads with large surface area.





# ROCKET


4'8" | 5'0" | 5'4"

PU PRECISION FOAM CORE | EVA DECK TRACTION | FISH TAIL

Our Rocket is an ultra-stable board for the entire boat with a touch of performance.

The winged swallow tail allows for a fuller outline for stability and the single to double concave hull lets you glide effortlessly. Ride this board as a twin fin for that "fish" feel or as a thruster for added drive down the line. This board will have the entire boat feeling like they have been to the moon and back.

- PU Foam Core
- Single to Double Concave Hull
- Swallow Tail
- Compression Molded
- EVA Surf Traction Pad



## SPECS

LENGTH (in)	WIDTH (in)	THICKNESS (in)	ROCKER (Nose/Tail)	Volume (L)	WEIGHT RANGE
4'8"	19.80"	1.20"	3.30" N / 1.00" T	15.7L	up to 170lbs
5'0"	20.20"	1.22"	3.50" N / 1.10" T	17.00L	140 - 200lbs
5'4"	20.80"	1.24"	3.70" N / 1.20" T	18.20L	170 - 250lbs +

THE SPECIAL SAUCE  
SPECIAL SAUCE  
SPECIAL SAUCE



### BREAKTHROUGH CONSTRUCTION

All boards in this series are designed to help the entry level surfer "breakthrough" to the next level of performance. All boards feature a super durable pu compression molded design, beveled forgiving rails, and eva deck pads with large surface area.





**A CREATIVE CONCEPT FROM HARLEY CLIFFORD**

A handwritten signature in black ink, which appears to be 'Harley Clifford', is written below the text.









# FISH FOAMIE

4'8" | 5'0"

PU PRECISION FOAM CORE | COMPLETE SOFT TOP DECK | FISH TAIL

Featuring a micro dot foam top deck for gecko like grip, the Fish surfs as smooth as a dolphin riding a clear glassy blue wave. The foam rails keep your shins safe while still going edge to edge with ease. Featuring a twin fin set up with dual tab fin boxes, this foamie pops airs easier than Shakira pops her hips. The nose of the board has just the perfect amount of rocker allowing for a catch free ride keeping that smile on your face grinning from ear to ear. In the words of Harley Clifford "this board is unreal, get out there and give it a crack." You are guaranteed to have FUN on any wave.

- Patented Polycarbonate Hull - Built for a Solid Ride and Unmatched Durability for Endless Sessions
- Complete Textured EVA Deck for a Sure Hold
- Dual Fiberglass Stringers for Fantastic Support and Strength

SPECIAL SAUCE  
THE SPECIAL SAUCE  
SPECIAL SAUCE  
SPECIAL SAUCE



1'10" 3'50"

## SPECS

LENGTH (in)	WIDTH (in)	THICKNESS (in)	ROCKER (Nose/Tail)	Volume (L)	WEIGHT RANGE
4'8"	20.50"	2.0"	3.1" N / .75" T	23.6L	up to 190lbs
5'0"	xx"	xx"	xxx" N / xxx" T	xxxL	xxxlbs





SPECIAL SAUCE  
THE SPECIAL SAUCE  
SPECIAL SAUCE  
SPECIAL SAUCE



# MICRO MAL FOAMIE

5'0" | 5'4"

PU PRECISION FOAM CORE | COMPLETE SOFT TOP DECK | LONGBOARD STYLE

Based off the El Guapo shape, the Micro-Mal is the ultimate board for cruising and showing off your style. The micro dot foam deck has the ultimate grip to get those toes over the nose and the single fin box set up allows for soulful, old school bottom turns. Coming in at a 5'0 length, this universal board is great for beginners and anyone on the boat. Give the Micro-Mal a try, you'll feel like your surfing Malibu in the 60's with Miki Dora.

- Patented Polycarbonate Hull - Built for a Solid Ride and Unmatched Durability for Endless Sessions
- Complete Textured EVA Deck for a Sure Hold
- Dual Fiberglass Stringers for Fantastic Support and Strength



1'10" 3'50"

## SPECS

LENGTH (in)	WIDTH (in)	THICKNESS (in)	ROCKER (Nose/Tail)	Volume (L)	WEIGHT RANGE
5'0"	20.60"	2.1"	2.4" N / .1.8" T	26.7L	up to 200lbs
5'4"	xx"	xx"	xxx" N / xxx" T	xxxL	xxxlbs





# SKIM FOAMIE

3'8" | 4'4"

PU PRECISION FOAM CORE | COMPLETE SOFT TOP DECK | LONGBOARD STYLE

Don't let the foam deck fool you into thinking the board doesn't perform well! From Harley Clifford himself, "when I jumped on this board for the first time, I couldn't tell the difference between this and Austin Keen's board. It rides so sick!" The Skim is perfect for tossing shuv-its and big spins, yet stable enough and floaty for the person just learning. The micro dot traction keeps your feet locked to board and the soft edges keep your shins and ankles safer than wearing a set of shin guards. Give this board a rip bro!!! Remember, in the end, it's all about FUN!!!

- Patented Polycarbonate Hull - Built for a Solid Ride and Unmatched Durability for Endless Sessions
- Complete Textured EVA Deck for a Sure Hold
- Dual Fiberglass Stringers for Fantastic Support and Strength



## SPECS

LENGTH (in)	WIDTH (in)	THICKNESS (in)	ROCKER (Nose/Tail)	Volume (L)	WEIGHT RANGE
3'8"	19.00"	.67"	2.5" N / .5" T	6.6L	up to 120lbs
4'4"	xx"	xx"	xxx" N / xxx" T	xxxL	xxxlbs

SPECIAL SAUCE  
THE SPECIAL SAUCE  
SPECIAL SAUCE  
SPECIAL SAUCE